

GOVT. DEGREE COLLEGE BHALEI DISTT. CHAMBA HP-176308

E mail: principalgdcbhalei@gmail.com, Mobile No: 8219175094

No. EDN-GDC-Bhalei/27/ SAR. /2024- Dated 22/10/2024

To

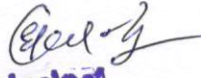
The Chairperson zonal committee-V
Chamba Distt. Chamba HP

Subject: - Regarding Proposal for Ranking of Govt. Colleges.

R/Sir,

With reference to your office letter No-EDN-H (8) A (1) Misc-Raking of colleges dated 07 May, 2024 on the subject cited above please find enclosed herewith the Proposal for internal Ranking in r/o Govt. Degree College Bhalei for your kind information and n/a please.

Encls: - SAR


-f- **Principal**
Govt. Degree College Bhalei
Distt. Chamba (H.P.)

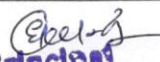
SAR IN R/O GOVT. DEGREE COLLEGE BHALEI DISTT. CHAMBA HP

Summary of SCORES

Sr. No.	Criteria	Total Score	Marks claimed by the institution
1	Teaching Learning	140	39
2	Student Support, Services and Progression	280	39
3	Infrastructure & Resources	160	50
4	Institutional Management	220	67
5	Best Practices, Innovation and Institution Distinctiveness	080	NA
6	Faculty Profile & Research Activities	100	19
7	Miscellaneous	120	10
Total Score		1100	224

1. Teaching Learning (Score 140)

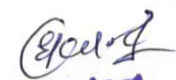
Sr. No.	Activity	Distribution of Scores	Total Score	Marks claimed by the institution
1.	Mode of teaching	i. Lecture method only = 6 ii. Technology based teaching only = 6 or Blended teaching = 12 iii. Flipped Classroom = 8 iv. As per need of different groups of students = 5	25	i. 6
2.	Curriculum Planning and Implementation: i. Teaching Schedule=10 ii. Whether learning outcomes defined = 5 iii. Curriculum enrichment practices (e.g. projects, surveys, educational tours and industry visits) = 16 iv. Internal assessment mechanism (quizzes, class test, presentation, assignments, MTT etc.) (Max. 8) v. Prompt communication of assessment/results to students = 6	i. Followed 100%= 10, 80-99%= 8, 60-79% = 6 Up to 59%=4 ii. 100% = 5 80-99%=4 60-79%=3 Up to 59%=2 iii. 4.0x No. of enrichment practices observed = 16 iv. Followed by all the Departments = 8	45	i.10 iv.08


 f. Principal
 Govt. Degree College Bhalet
 Distt. Chamba (H.P.)


		v. Within 7 Days = 6		
3.	Add-on Courses/Certificate Courses: i. No. of courses (to be specified separately) ii. % of students benefitted (% of students completed MOOCs / spoken Tutorial/NPTEL/Other courses offered by recognized organisations)	i. No. of courses > 5 and student benefitted > 50% = 10+10 ii. No. of courses > 3 and student benefitted 41-50% = 7.5 + 7.5 iii. No. of courses < 3 and student benefitted 31-40% = 5+5 iv. No. of courses < 3 and student benefitted up to 30% = 2.5 + 2.5	20	NA
4	Student Feedback (taken from students with 80% attendance): i. Sample size ii. Students satisfaction iii. Action on feedback	i. >25% = 05, 20-25% = 4, 15-19% = 3, 10-14% = 2, <10% = 1 ii. 91-100% = 10, 81-90% = 8, 71-80% = 6, 61-70% = 4, Less than 61% = 0 iii. Considered and action taken on doable: 81-100% = 10, 61-80% = 8, 51-60% = 6, 41-50% = 4	25	NA
5	Examination Results: i. % of Students Passed ii. % of Students with A Grade and above iii. No. of Students in University Merit	i. >81% = 9, 71-80% = 8, 61-70% = 7, 51-60% = 6, 41-50% = 4, 31-40% = 3, <30% = 0 ii. >20% = 8, 16-20% = 7, 11-15% = 6, 6-10% = 5, 1-5% = 4 iii. HPU/SPU merit list: 1st-3rd position = 8, 4th-10th position = 6	25	i. 7 ii. 8
			TOTAL=140	TOTAL=39

2. Student Support, Services and Progression (Score 280):

1	Pre and Post Admission Counselling: i. Admission schedule, courses available, student intake, eligibility conditions communicated through various media ii. Pre-admission counselling iii. Student oriented about: Institutions, Students facilities, Library, Introductory session with faculty and staff, Academic calendar, requirements of credits per course and CCA and other requirements post-admission	i. Publicity through any 3 means = 5, Publicity through any 2 means = 3, Publicity through any 1 means = 2 ii. Yes = 10, No = 0 iii. Yes = 10, No = 0	25	i. 2
---	---	---	----	------

-f- 
Principal
Govt. Degree College Bhalet
Distt. Chamba (H.F.)

2	Scholarships: i. Awareness about different Scholarship Schemes and 100% coverage of all eligible students ii. Scholarships other than Government Schemes	i. =5 ii. =5	10	NA
3	Sports and Cultural Activities: i. % of students participating in sports activities ii. % of students participating in cultural activities iii. Medal/Trophy won in Sports/Cultural activities: a. National/Inter-University, b. State/Inter College, c. District level (also includes cluster level)	i.>20% = 10, 16-20% = 6, 11-15% = 2 ii. >20%=10 16-20=6 11-15=2 iii. a. = 12, b.= 10, c = 06,	32	NA
4.	Students Participating in NSS/NCC/Rangers & Rovers/Clubs:	i. NSS = 4 ii. NCC = 4 iii. Rangers & Rovers = 4 iv. Road Safety = 4 v. Red Ribbon/Eco/Youth Red Cross/any other club/society = 4	20	iii. 4 iv 4 v. 4
5.	NSS/NCC/Rangers & Rovers participating in: i. National camps/ RD Parade = 10 ii. State camps/Parade = 7 iii. Award won in these activities a) National b) State c) Cluster Level	i. 10 ii. 7 (either i. or ii) a) National = 8 b) State = 5 c) Cluster level = 3	18	NA
6.	Anti-Drug Awareness Programmes: i. No. of awareness programmes organized ii. % of students benefitted iii. Counselling of suspected addicts	i. 4 and above = 4; 3 = 3; 2 = 2; 1 = 1 ii. More than 50% = 4 iii. 2	10	NA
7.	Gender Equity: i. No. of health/sensitization programmes organised ii. % of students benefitted iii. Women anti-sexual harassment committee constituted as per norms iv. Grievances Redressal as per timeline	i. 3 and above = 3; 2 = 2; 1 = 1 ii. More than 20% = 3; 11-20 = 2 iii. Yes = 2 iv. Yes = 2	10	iii. 2
8.	Mentor-Mentee Groups: Sessions conducted per group of students	4 and more sessions = 10; 3 = 8; 2 = 5; 1 = 3	10	NA
9.	Coaching for National level competitive examinations/ HAS	10	10	NA
10.	Remedial Classes/Bridge Courses: % of students benefitted	i. More than 20% = 10 ii. 16-20 = 8 iii. 11-15 = 6 iv. 6-10 = 4	10	NA


 Principal
 Govt. Degree College Bhale
 Distt. Chamba (H.P.)

11.	Capacity Building of Students: i. Life Skills (Yoga, Martial Arts, Problem solving, Critical thinking, Decision making, Effective communication skills, coping with stress and emotions etc.) ii. Language-cum-Graduate attributes Development programmes	i. = 10 ii. = 10	20	NA
12.	Career Counselling & Placement Cell: i. No. of Career Counselling Sessions organized for each group of students ii. No. of Placement Drives iii. Self-Employment Modules organised iv. Number of students Benefitted	i. More than 5 = 6; less than 5 = 4 ii. More than 2 = 4; less than 2 = 2 iii. Yes = 4; No = 0 iv. More than 50%=6; less than 50% =4	20	i. 4
13.	Student Progression: i. % of Students opted for Higher Education ii. No. of students who cleared National Level exams	i. >50% = 10; 30-50% = 8; 20-30% = 6; up to 20% = 4 ii. 5 x no. of students (Max 20 points)	30	i. 4 ii.5
14.	No. of Co-curricular and Sports Activities Organized i. Inter-University Events (Zonal/National) ii. Inter-College events iii. Intra-College Events	Inter-University Events = 10 Inter-College events = 6 Intra-College Events = 3 each (Max. 9)	25	NA
15.	Annual Prize Distribution Function Organized	Yes = 10; No = 0	10	NA
16.	College Magazine Published	Yes = 10; No = 0	10	NA
17.	College website updated regularly or not	Yes = 10; No = 0	10	10
			TOTAL=280	Total=39


3. Infrastructure & Resources (Score 160)

1.	Classrooms Classroom: well maintained	Yes = 10; No = 0	10	NA
2.	Library Facilities i. Whether adequate print books available ii. Whether daily newspapers (min. 5), magazines (min. 3), and journals (min. 3) available iii. Whether access to e-resources	i. 500 books per hundred students = 3; Less than 500 = 1 ii. Yes = 3; No = 0 iii. Yes = 3 iv. 10% or more of the student strength = 4 v.100% = 7; 75% = 5; 50% = 3; 25%	25	i. 1 iv. 4 v. 7

Excellence
f- Principal

Govt. Degree College Bham
Distt. Chamba (H.P.)


	available iv. Seating Capacity in the Library v. Usage of library resources vi. Digital Library having at least 5 computer systems with internet facility	= 1 vi. Yes = 5		
3.	ICT Facilities i. No. of Interactive Panels/Virtual Classrooms Multimedia Projectors/K-Yan ii. % of teachers using ICT facilities iii. No. of students benefitted from. ICT Facilities iv. Internet Connections (Leased Line/Fibre/Wi-Fi) v. Use of ICT Facilities	i. 5 or more = 5; 4 = 4; 3 = 3; 2 = 2; 1 = 1 ii. >50% = 5; <50% = 0 iii. >50% = 5; <50% = 0 iv. Yes = 5 v. 100% = 5; 75% = 4	25	i. 2 ii. 5 iv. 5 v. 4
4	Facilities for Specially abled Students i. Ramps/Wheelchairs/Support railing ii. Separate Washrooms	Yes = 2 Yes = 2	4	NA
5	Sports Facilities i. Number of Games/Sports Activities Conducted ii. Indoor Sports Facilities iii. Adequate Sports Equipment iv. Gymnasium (Operational)	More than 5 = 8, Less than 5 = 4 Yes = 4 Yes = 4 Yes = 4	20	NA
6	Auditorium/Hostels/Seminar Hall/Staff Quarters i. Auditorium ii. Hostels iii. Staff Quarters iv. Seminar Hall	i. Yes = 4 ii. 2 points for each hostel (Max = 4) iii. Yes = 4 iv. Yes = 4	16	NA
7	Laboratories i. Laboratories with Adequate Equipment ii. Usage of Available Lab Infrastructure	Yes = 10 100% = 10, 75% = 6, 50% = 5, 25% = 3, <25% = 0	20	NA
8.	Computers: i. Adequate Numbers of Computers ii. Usage of Computer Hardware	One system per 30 students = 5; 31-40 = 3; 41-50 = 2; More than 50 = 1 100% = 5, 75% = 4, 50% = 2, 25% = 1, <25% = 0	10	NA
9.	Other Facilities: Canteen, Staff Room, Faculty Room, Space for NCC/NSS, Rangers & Rovers, Examination Room, Medical Care Facilities	2 points per facility (Max = 10)	10	2


 f- **Principal**
 Govt. Degree College Bhalu
 Distt. Chamba (H.P.)

10.	Documentation of Academic, Co-curricular and Extracurricular Activities	Yes = 20, No = 0	20	20
			TOTAL=160	TOTAL=50

4. Institutional Management (Score-220)

1.	Institutional Vision i. Vision Document ii. Institutional Development Plan (IDP) iii. Plan of Action for above	6 points each	18	i. 6 ii 6
2.	IQAC: i. No. of meetings per year. ii. No. of programmes organized (Trainings, workshops, IPR, etc.)	i. 4 meetings=6, 3 meetings=4 ii. 2 per activity (Max. 6)	12	NA
3.	Management of Institutional Funds: i. Funds (BF, AF, PTA etc.) used/ spent for institutional Development/ student welfare ii. Periodic audit iii. Settlement of bills/ advances within a specified time frame	i. utilized >90% of the funds collected annually – 10; 71-90%-8; 51-70%-6; 31-50%-4; <30%-0 ii. Yes=2 iii. Yes=4	16	i. 10 iii.04
4.	Grievance Redressal of Students and Employees i. Redressal within week ii. Redressal within month iii. No redressal	i. 10 ii. 4 iii. NA	10	NA
5.	Green and Clean Campus: i. Green initiatives of institution (at least 3) ii. Cleanliness in washroom, buildings/ campus	i. 6 ii. Excellent=10 Satisfactory=6 Poor = 0	16	NA
6.	Facilities for Students: i. Common room for girls ii. Adequate toilets as per students' strength iii. Sanitary napkin vending machine/incinerator regularly put in use iv. CSCA room with proper furniture v. Student centre for co-curricular activities and its regular usage vi. Regular use of Playground	3 for each facility	18	NA
7.	Regular Updation of Service Books/Service Records	Yes=3	3	3
8.	Timely Submission of ACRs	Yes=3	3	3
9.	Prompt Response to Official Correspondence	Yes=5	5	5
10.	Proper Maintenance of official records (Cash books/Stock register, Fund registers, Leave records, Fine fund	Yes=10	10	10

-f- 
Principal
Govt. Degree College Bhalal
Distt. Chamba (H.P.)

	etc.)			
11.	Proper record of students attendance and CCA	Yes=10	10	10
12.	Whether ranked by NIRE, Other Agencies	Yes=10	10	NA
13.	Whether accredited by NAAC	A and above (level 4 or 5)= 20 B+ & B++(level 3)=16 B(level 2)=12 Accredited (level 1)= 10	20	NA
14.	Whether AQARs are being submitted as per timeline annually or not	Yes=12 No=0	12	NA
15.	Recognition for Exemplary Contributions of the Staff and Students	4 Points each	8	NA
16.	Involvement of Stake Holders: i. PTA ii. OSA	i) <ul style="list-style-type: none"> • PTA constituted as per norms=1 • PTA supportive=1 • Significant contribution of PTA (enclose documentary proof)=10 ii) <ul style="list-style-type: none"> • OSA framed as per norms=1 • Financial contribution or equivalent (in-kind) per 100 Alumni of Rs. 25,000/- per annum=3 • Non-financial contribution (career counselling, talk, interactive session / facilitation in placement of students etc. on regular basis)=4 	20	i. 10
17.	Feedback from Stakeholders other than Students and action taken there on	Yes=4	4	NA
18.	Annual review meeting on students outcomes in academics, co-curricular, extracurricular and extension activities and action taken during next academic session for achieving excellence	Yes=25	25	NA
			TOTAL=220	TOTAL=67

5. Best Practices, Innovation and institution Distinctiveness (Score 80)


1.	Best Practices Description & Outcome of Best Practices (at least two)	10 points per best practice	20	NA
2.	Special Initiatives Taken for:- i. Energy conservation/ use of Solar energy ii. Solid Waste Segregation/Management iii. Rain water harvesting and its use for	4 points per initiative	24	NA

-f- **Principal** *(Signature)*
Govt. Degree College Bhala
Distt. Chamba (H.P.)

	gardening and cleanliness iv. Plastic free campus v. Blood donation camps vi. Adoption of village/ educational institutions			
3.	Social Impact of Extension Activities: (On the basis of Community Feedback)	Minimum three activities=10, 2 activities=8, 1 activity=5	10	NA
4.	Special New innovative Or Ideas Adopted in the College.(Other than at Sr. No. 5.2 above):	4 points each initiative (max.=16)	16	NA
5.	Collaborations: i. With Peer Education / Research Institutions ii. Other Government Bodies/Industry	5 Points each (Max. 10 points)	10	NA

6. Faculty Profile & Research Activities (Score 100)

1.	% of Teachers with Ph. D.	More than 70%= 5, 61-70%=4, 51-60%=3, Less than 50%=2	5	NA
2.	Teacher as Research Guides	4 points per researcher guidance (max.=8)	8	NA
3.	No. of Orientation Programmes, Refresher Programmes, Faculty Development Programmes and Workshops of one week or more Attended by Teachers (in last three years)	30% of faculty=10, 20% of faculty=8, 10% of faculty=6, 5% of faculty=4	10	10
4.	Projects/Patents/Fellowships/Associateships	i. Major=10 ii. Minor=8 iii. Patents=10 iv. Fellowships=5 v. Associateships=3 (Max. 10)	10	NA
5.	No. of Paper Presented in Conferences/ Seminars/ Symposia (in last three years): i. International ii. National/Regional/State level	i. 2 Point per paper presented ii. 1 point per paper presented	8	NA
6.	Seminars, Workshops, Conferences and Trainings organized by the Institution i. International level ii. National level iii. State Level	i. 6 ii. 4 iii. 3	6	NA
7.	No. Of Paper Published i. UGC Care List Journals ii. Non-UGC Care List Journals iii. Citations	i. 5 points per paper ii. 2 points per paper iii. 1 Point per 20 citations	20	i. 5
8.	Teachers' Special Innovative Ideas (Brief description thereof)	5	5	NA
9.	No. Of Books Published/ Chapter in Books	5 points per book and 2 points per chapter	10	NA

-f- 
Principal
Govt. Degree College Bhalai
Distt. Chamba (H.P.)

10.	Teachers Academic and Extension Activities: i. Resource person ii. Member of Board of Studies/Subject experts etc. iii. Popular articles	i. 2 points each activity ii. 4 points each activity iii. 2 points each activity (Max. 10 points from all categories)	10	ii.04
11.	Awards by Recognised & Reputed Organisation: i. International ii. National iii. State	i. 8 ii. 6 iii. 4 (Max. 8 points from all categories)	8	NA
			TOTAL=100	TOTAL=19

7. Miscellaneous (Score 120)

1.	Any Other Important Information or initiative not Covered Above e.g. Institution Incubation Centre, R&D-cum-innovation Centre, B.Voc., Self-Finance courses, Add-on courses, Internship, OJT, Green audit, Academic audit etc.	10 Each (Max. 50)	50	NA
2.	Spot evaluation of institutions by the Officers from the Directorate of Higher Education/representative of Director of Higher Education	20	20	NA
3.	AG Audit Paras settled upto date	Yes	05	NA
4.	Local Audit Paras settled upto date	Yes	05	NA
5.	Timeline adhered to in filing reply of court cases/RTI Applications/Public grievances received through Mukhyamantri Seva Sankalp 1100 and Centralised Public Grievance Redress and Monitoring System(CPGRAMS)	Yes	10	10
6.	Invited speakers on various themes relevant to holistic development of students.	Yes	10	NA
7.	Skill Development Training (at least 20% students benefited)	Yes	20	NA
			TOTAL=120	TOTAL=10

Geeta
-f- **Principals**
Govt. Degree College Bhalot
Distt. Chamba (H.P.)